

# N-Type Fixed Attenuator

50Ω    0.5W    20 dB    DC to 6000 MHz

## UNAT-20+



Generic photo used for illustration purposes only

CASE STYLE: FF779

Connectors	Model
N-Type	UNAT-20+

**+RoHS Compliant**

The +Suffix identifies RoHS Compliance. See our web site for RoHS Compliance methodologies and qualifications

### Maximum Ratings

Operating Temperature -45°C to 100°C

Storage Temperature -55°C to 100°C

Permanent damage may occur if any of these limits are exceeded.

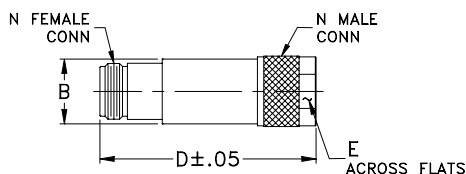
### Features

- wideband coverage, DC to 6000 MHz
- rugged unibody construction
- off-the-shelf availability
- very low cost

### Applications

- impedance matching
- signal level adjustment

### Outline Drawing



### Outline Dimensions (inch/mm)

	B	D	E	wt
	.68	2.11	.718	grams
	17.27	53.59	18.24	72.5

### Electrical Specifications

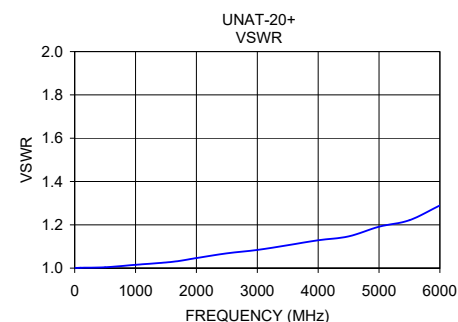
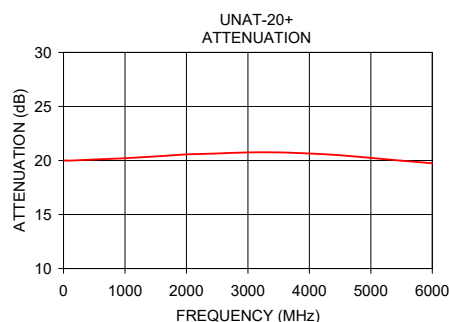
FREQ. RANGE (MHz)	ATTENUATION * (dB)					VSWR (:1)					MAX. INPUT POWER (W)
	Flatness **										
	DC-3 GHz		3-4.5 GHz	4.5-6 GHz	DC-6 GHz	DC-3 GHz		3-4.5 GHz		4.5-6 GHz	
	Nom.	Typ.	Typ.	Typ.	Typ.	Typ.	Max.	Typ.	Max.	Typ.	
DC-6000	20±0.3	0.45	0.45	0.40	0.75	1.15	1.25	1.20	1.43	1.30	0.5

\* Attenuation varies by 0.3 dB max. over temperature.

\*\* Flatness= variation over band divided by 2.

### Typical Performance Data

Frequency (MHz)	Attenuation (dB)	VSWR (:1)
10	20.00	1.00
50	20.00	1.00
100	19.99	1.00
500	20.09	1.00
1000	20.21	1.02
1600	20.41	1.03
2000	20.56	1.05
2500	20.65	1.07
3000	20.75	1.08
3500	20.75	1.11
4000	20.65	1.13
4500	20.48	1.15
5000	20.24	1.19
5500	19.98	1.22
6000	19.74	1.29



### Notes

A. Performance and quality attributes and conditions not expressly stated in this specification document are intended to be excluded and do not form a part of this specification document.

B. Electrical specifications and performance data contained in this specification document are based on Mini-Circuit's applicable established test performance criteria and measurement instructions.

C. The parts covered by this specification document are subject to Mini-Circuits standard limited warranty and terms and conditions (collectively, "Standard Terms"); Purchasers of this part are entitled to the rights and benefits contained therein. For a full statement of the Standard Terms and the exclusive rights and remedies thereunder, please visit Mini-Circuits' website at [www.minicircuits.com/WCLStore/terms.jsp](http://www.minicircuits.com/WCLStore/terms.jsp)

