

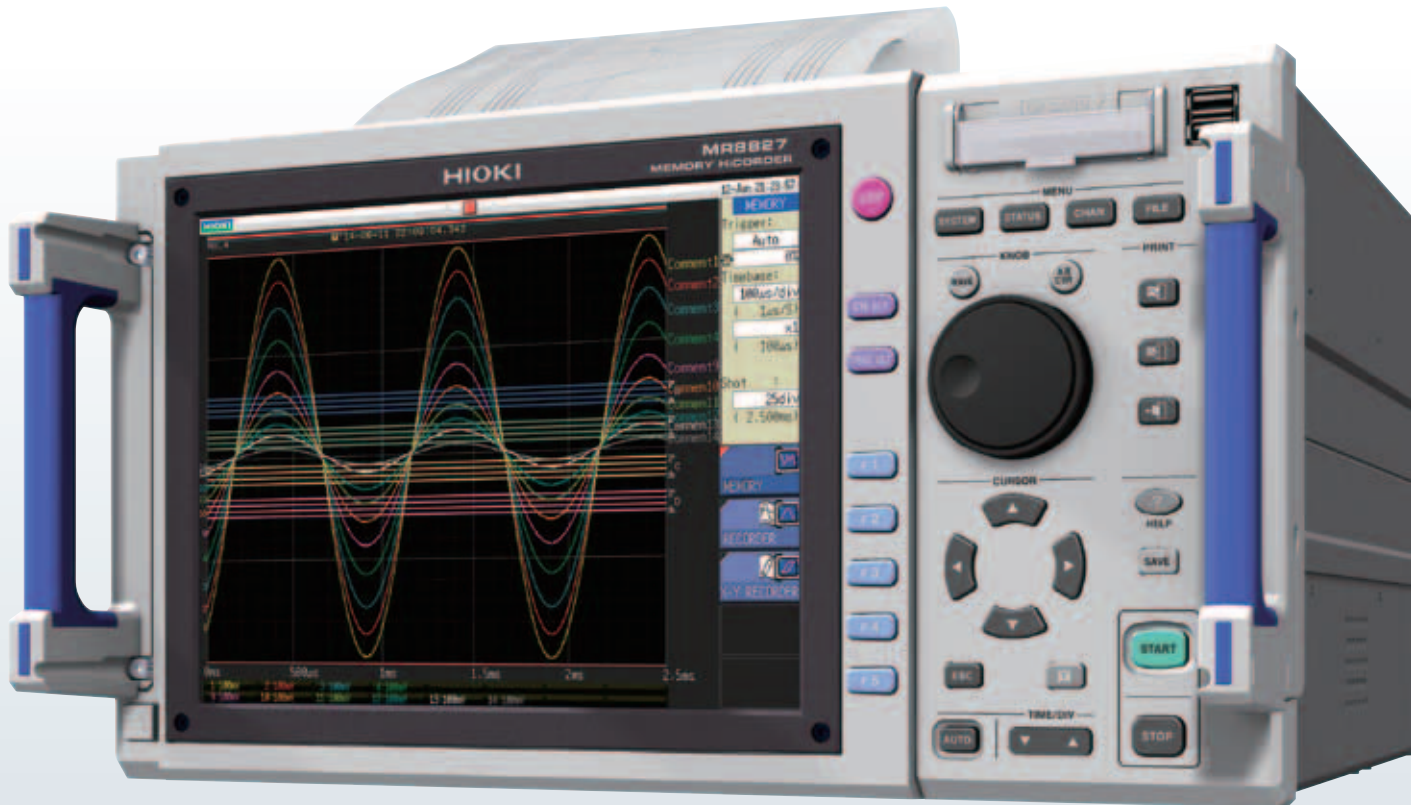
Information

NEW

HIOKI

MEMORY HiCORDER MR8827

Recorders 



CE


64

32 analog channels
+ 32 logic channels

High-speed isolated testing

Simultaneous sampling of all channels at 20 MS/s with isolated inputs for all channels to ensure safe measurement

The MR8827 accepts up to 16 input units, each of which can accept 2 channels of input.



LOGIC PROBE MR9321-01

LOGIC UNIT 8973

Up to 64 channels of logic input

The MR8827 itself accepts up to 8 logic probes, and two units of the Logic Unit 8973 can be installed for up to 28 analog channels plus 64 logic channels of input.

*Input units and logic probes sold separately.



Measure signals from multiple circuits at once, across the full range of voltage magnitudes—from high to trace voltage.

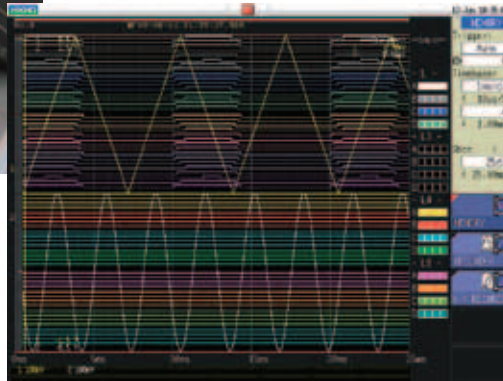
Energy and power applications

- Evaluate systems for power plants and substations
- Monitor multi-circuit power supply lines for anomalies
- Regular diagnostics and troubleshooting
- Verification testing when bringing new facilities or equipment online

Transport equipment

- Evaluate vehicle control circuit boards
- Test and evaluate motors and inverters
- Measure vibration, pressure, and stress
- Endurance testing and destructive testing

Simultaneous, multipoint measurement of high-voltage, high-current, and relay control signals



MR8827 Specifications overview

Number of input units	Up to 16
Number of channels	[16 analog input modules]: 32 analog channels +32 logic channels [14 analog input modules + 2 logic input modules]: 28 analog channels + 64 logic
Measurement ranges	[Analog unit 8966]: 5 mV/div to 20 V/div, 12 ranges, resolution : 1/100 of range (using 12-bit A/D) [High resolution unit 8968]: 5 mV/div to 20 V/div, 12 ranges, resolution : 1/1600 of range (using 16-bit A/D) [Digital voltmeter unit MR8990]: 100 mV f.s. to 1000 V f.s., 5 ranges, resolution : 1/1000,000 of range (using 24-bit A/D)
Max. allowable input	500 V DC (using the MR8990), 400 V DC (using the 8966/8968)
Frequency characteristics	DC to 5 MHz (-3 dB, using the 8966), DC to 100 kHz (-3 dB, using the 8968), N/A (using the MR8990)
Time axis (Memory function)	5 μs to 5 min/div, 26 ranges, at 100 points/div resolution
Measurement functions	Memory (high-speed recording), Recorder (real-time recording), X-Y recorder, FFT
Other functions	Numerical calculation, Waveform processing, Waveform judgment (at Memory, or FFT function)
Memory capacity	128M-words/ch (using 4 Analog channels) to 16M-words/ch (using 32 Analog channels), Total capacity 512MW memory
Data storage media	USB memory stick, CF card, Built-in SSD unit (option, 128GB) *Approx. 125 sec. when saving 100 MB of data *Data of 100 MB in size can record 16,000 div waveforms across 32 channels.
Printing	[Built-in A4-size printer option]: 216 mm (8.50 in) × 30 mm (98.43 ft), thermal paper roll, Recording speed : Max. 50 mm (1.97 in)/s
Display	10.4 inch TFT color LCD (SVGA, 800 × 600 dots)
External interfaces	LAN: 100BASE-TX USB 2.0 series A receptacle 2 port (for USB memory, mouse) USB 2.0 series B receptacle (for communication to PC, mass storage)
Power supply	100 to 240 V AC, 50/60 Hz (220 VA max., when using printer: 350 VA max.)
Dimensions and mass	401 mm (15.79 in)W × 233 mm (9.17 in)H × 388 mm (15.28 in)D (including protruding parts except handle), 12.6 kg (444.4 oz) (main unit only)
Accessories	Instruction manual ×1, Power cord ×1, Application disk (CD-R), Input cord label ×1, Printer paper ×1 (when ordering printer unit), Roll paper attachment ×2 (when ordering printer unit)

MEMORY HiCORDER MR8827 (instrument only; input modules sold separately)

Built-in A4-size printer (factory option)

Built-in 128 GB SSD unit (factory option)

Options

ANALOG UNIT 8966

TEMP UNIT 8967

HIGH RESOLUTION UNIT 8968

STRAIN UNIT 8969

FREQ UNIT 8970

CURRENT UNIT 8971

DC/RMS UNIT 8972

LOGIC UNIT 8973

DIGITAL VOLTMETER UNIT MR8990

RECORDING PAPER 9231 (6 rolls/set)

LOGIC PROBE 9327

4-channel type, for voltage/contact signal ON/OFF detection

LOGIC PROBE 9320-01

4-channel type, for voltage/contact signal ON/OFF detection

LOGIC PROBE MR9321-01

4 isolated channels, ON/OFF detection of AC/DC voltage

Note: Company names and Product names appearing in this catalog are trademarks or registered trademarks of various companies.

HIOKI

HIOKI E. E. CORPORATION

HEADQUARTERS

81 Koizumi, Ueda, Nagano, 386-1192, Japan
TEL +81-268-28-0562 FAX +81-268-28-0568
http://www.hioki.com / E-mail: os-com@hioki.co.jp

HIOKI USA CORPORATION

TEL +1-609-409-9109 FAX +1-609-409-9108
http://www.hiokiusa.com / E-mail: hioki@hiokiusa.com

HIOKI (Shanghai) SALES & TRADING CO., LTD.
TEL +86-21-63910090 FAX +86-21-63910360
http://www.hioki.cn / E-mail: info@hioki.com.cn

HIOKI INDIA PRIVATE LIMITED

TEL +91-124-6590210 FAX +91-124-6460113
E-mail: hioki@hioki.in

HIOKI SINGAPORE PTE. LTD.

TEL +65-6634-7677 FAX +65-6634-7477
E-mail: info-sg@hioki.com.sg

HIOKI KOREA CO., LTD.

TEL +82-42-936-1281 FAX +82-42-936-1284
E-mail: info-kr@hioki.co.jp

DISTRIBUTED BY